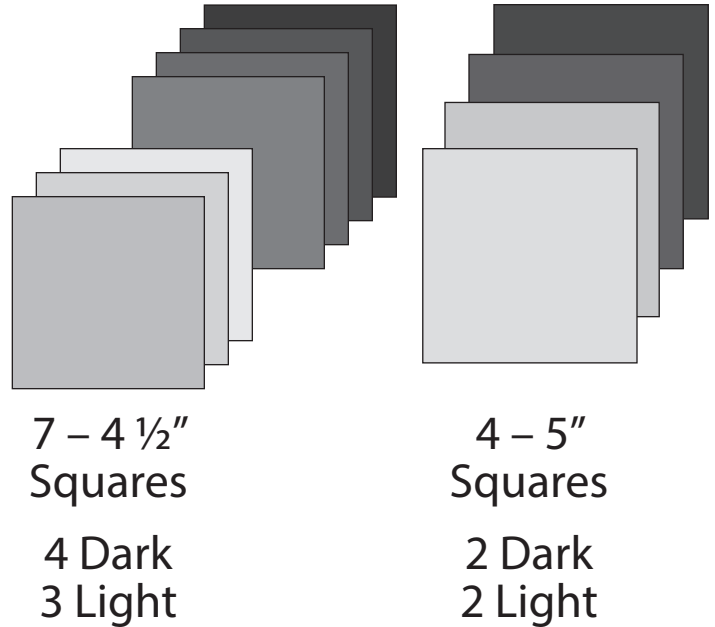



Perkiomen Valley Block

Thomas Fire Relief Quilts


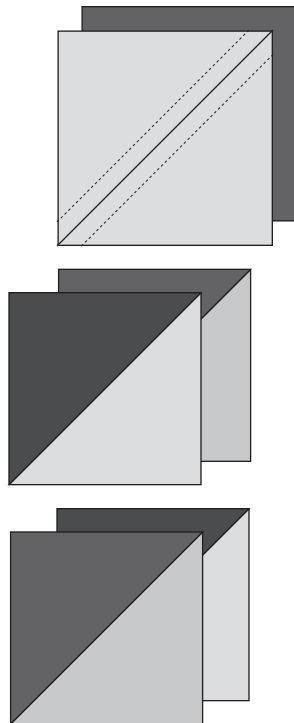
Thank you for joining us to give comfort to those who have endured the Thomas Fire.



Draw a diagonal line on the back of both of the 5" light squares.

Place 1 of the light square on a 5" dark square, right sides together, and sew a scant 1/4" seam on both sides of the drawn line.

Cut on drawn line for to create 2 half-square triangles, measuring 4 1/2". Repeat with other set. You will end up with 4 half-square triangles (you only need 2, so you will have enough to make another block.)



Sew pieces together as illustrated using 1/4" seam allowance.

Go to www.venturamodernquiltguild.com for more information.